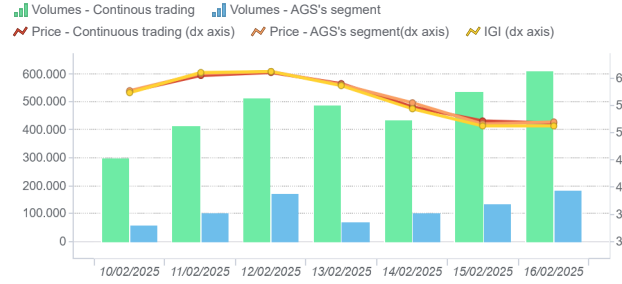


## Day-Ahead Gas Market (MGP-GAS)

	Average price (€/MWh)	Change Price	Minimum price	Maximum price	Total Volumes (MWh)	Volumes change	Daily product	WE Product
<b>Continuous trading</b>	56,52	3,0%	49,70	62,50	3.283.152	8,6%	2.471.232	811.920
<b>AGS's segment</b>	56,91	3,2%	51,78	61,33	810.984	32,3%	810.984	0

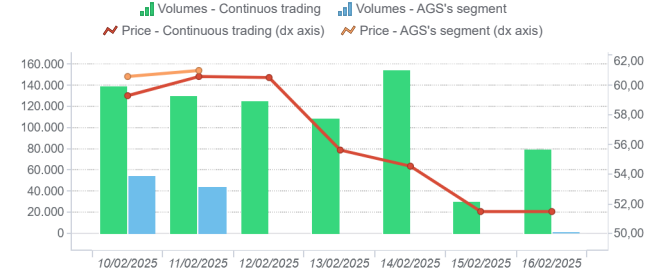
## MGP- Volumes (MWh) and Price (€/MWh)



## Intra-Day Gas Market (MI-GAS)

	Average price (€/MWh)	Change Price	Minimum price	Maximum price	Total Volumes (MWh)	Volumes change	Purchases SRG (MWh)	Sales SRG (MWh)
<b>Continuous trading</b>	56,22	2,6%	50,40	61,15	762.984	-1,9%		
<b>AGS's segment</b>	60,80		60,60	61,00	98.160		98160,00	0

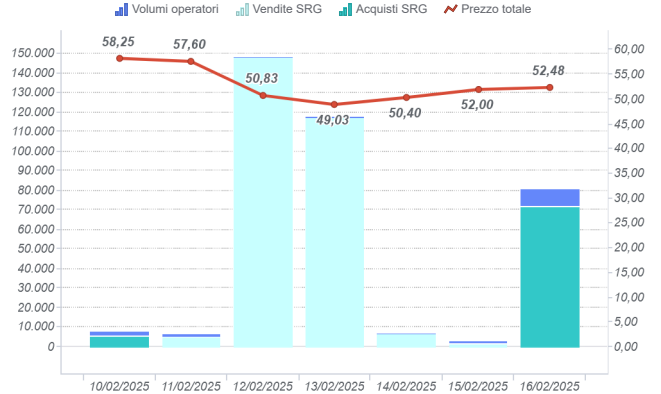
## MI - Volumes (MWh) and Price (€/MWh)



## Market for the trading of gas stored (MGS-GAS)

		Week 6	Week 7
<b>Price €/MWh (1)</b>	Stogit	55,24	52,94
	Edison stoccaggio		
	Total	55,24	52,94
<b>Volumes MWh</b>	Stogit	244.228	367.317
	Edison stoccaggio	0	0
	Totale	244.228	367.317
<b>SRG. Activity MWh</b>	<b>Purchases</b>	<b>164.825</b>	<b>76.283</b>
	Balancing (2)	164.825	76.283
	Other purchases (3)		
	<b>Sales</b>	<b>58.783</b>	<b>276.520</b>
	Balancing (2)	58.783	276.520
	Other purchases (3)		

## Market for the trading of gas stored (MGS-GAS)



1) The Total price is calculated as a weighted average price for the total volumes exchanged in each storage system.  
 2) To securely manage any expected deviations between overall network injections and withdrawals pursuant to Art. 2.5 of Annex A, AEEGSI's Resolution 312/2016/R/g.  
 3) Stored gas trades by Snam Rete Gas (SRG) not included in "Balancing"

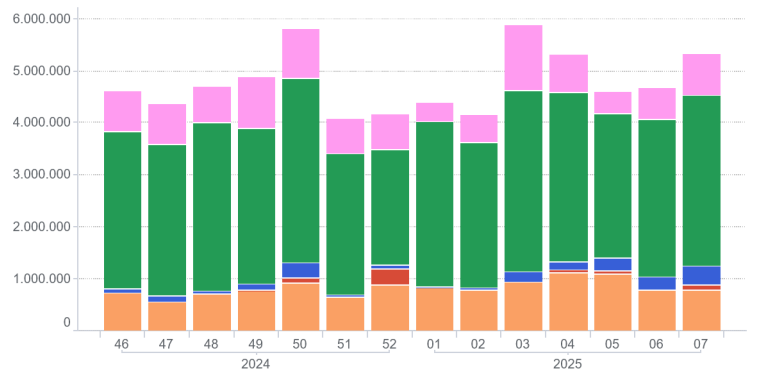
## Prices (€/MWh)

IGI (yellow), MGP- AGS's segment (pink), MGP- Continuous trading (green), MGS (blue), MI- AGS's segment (red), MI- Continuous trading (orange)



## Volumes (MWh)

MGP- AGS's segment (pink), MGP- Continuous trading (green), MGS (blue), MI- AGS's segment (red), MI- Continuous trading (orange)



## Mercato a termine (MT-GAS)

Prodotto	Minimum price (€/MWh)	Maximum price (€/MWh)	Check price*	Check price change (%)	Trades	Volumes (MWh/g)	OTC Registrations	OTC Volumes	Volumes Tot	Change %	Open position (MWh)*	Open position(M Wh/g)*
<b>BoM-2025-02</b>			53,27		0,00	0,00	0,00	0,00	0,00		0,00	0,00
<b>CY-2026</b>			41,44		0,00	0,00	0,00	0,00	0,00		0,00	0,00
<b>M-2025-03</b>			51,82		0,00	0,00	0,00	0,00	0,00		0,00	0,00
<b>M-2025-04</b>			50,40		0,00	0,00	0,00	0,00	0,00		0,00	0,00
<b>M-2025-05</b>			51,99		0,00	0,00	0,00	0,00	0,00		0,00	0,00
<b>Q-2025-02</b>			51,51		0,00	0,00	0,00	0,00	0,00		0,00	0,00
<b>Q-2025-03</b>			51,79		0,00	0,00	0,00	0,00	0,00		0,00	0,00
<b>Q-2025-04</b>			49,80		0,00	0,00	0,00	0,00	0,00		0,00	0,00
<b>Q-2026-01</b>			46,10		0,00	0,00	0,00	0,00	0,00		0,00	0,00
<b>SS-2025</b>			52,75		0,00	0,00	0,00	0,00	0,00		0,00	0,00
<b>WS-2025/2026</b>			48,57		0,00	0,00	0,00	0,00	0,00		0,00	0,00

\*Referred to the last session of the week